

CHEVRON CORP. FUTURE (CVXF) - EUX/C11

2024/05/06 18:29:32

Price
164.3829 USDDifference  3.18% (5.07)

General attributes

Symbol	CVXFC11
Exchange	Eurex
Currency	USD
Security type	Future
Underlying	CHEVRON CORPORATION
Maturity	04-2025
Contract size	100

Market data

Bid (Bid size)	- USD (-)
Ask (Ask size)	- USD (-)
Open	164.3829 USD
High	164.3829 USD
Low	164.3829 USD
Close (prev. day)	159.3152 USD
Underlying	CHEVRON CORPORATION
Underlying price (date)	157.75 (24/05/24)
Settlement price (date)	160.86 (24/05/24)
Open Interest	0

Performance and Risk

	6m	1Y	3Y
Perf (%)	+13.14%	-2.41%	-
Perf (abs.)	+19.22	-4.09	-
Beta	-	-	-
Volatility	19.83	21.41	-

Futures and Options

Related Futures	-
Related Options	-











5Y

Information about previous performance does not guarantee future performance.
Source: FactSet

Price data

Ø price 5 days Ø volume 5 days (pcs.)	165.7275 USD (0)
Ø price 30 days Ø volume 30 days (pcs.)	160.6423 USD (0)
Ø price 100 days Ø volume 100 days (pcs.)	153.9834 USD (0)
Ø price 250 days Ø volume 250 days (pcs.)	157.5184 USD (0)
YTD High date	167.6881 USD (2024/04/29)
YTD Low date	142.0690 USD (2024/01/22)
52 Weeks High date	175.2254 USD (2023/09/28)
52 Weeks Low date	141.3790 USD (2023/11/16)

Recent Research

on underlying	on sector	on market	
Date		Headline	Download
2024/04/26		Global Equity Ratings	
2024/04/03		Global Equity Ratings	
2024/03/13		Global Equity Ratings	
2024/02/22		Global Equity Ratings	
2024/02/14		Global Equity Ratings	