

CHEVRON CORP. FUTURE (CVXF) - EUX/C1

2024/10/18 18:56:31

Price
150.99 USD

Difference  0.66% (0.99)

General attributes

Symbol	CVXFC1
Exchange	Eurex
Currency	USD
Security type	Future
Underlying	CHEVRON CORPORATION
Maturity	11-2024
Contract size	100

Market data

Bid (Bid size)	- USD (-)
Ask (Ask size)	- USD (-)
Open	150.99 USD
High	150.99 USD
Low	150.99 USD
Close (prev. day)	149.9976 USD
Underlying	CHEVRON CORPORATION
Underlying price (date)	150.75 (24/10/18)
Settlement price (date)	150.11 (24/10/18)
Open Interest	0

Performance and Risk

	6m	1Y	3Y
Perf (%)	-4.26%	-10.93%	-
Perf (abs.)	-6.72	-18.52	-
Beta	-	-	-
Volatility	26.11	23.60	-

Futures and Options

Related Futures	-
Related Options	-

5Y












Information about previous performance does not guarantee future performance.
Source: FactSet

Price data

Ø price 5 days Ø volume 5 days (pcs.)	150.11 USD (0)
Ø price 30 days Ø volume 30 days (pcs.)	146.76 USD (0)
Ø price 100 days Ø volume 100 days (pcs.)	149.18 USD (0)
Ø price 250 days Ø volume 250 days (pcs.)	150.24 USD (0)
YTD High date	166.47 USD (2024/04/29)
YTD Low date	137.32 USD (2024/09/11)
52 Weeks High date	169.67 USD (2023/10/19)
52 Weeks Low date	137.32 USD (2024/09/11)

Recent Research

on underlying	on sector	on market	
Date		Headline	Download
2024/09/27		Global Equity Ratings	
2024/09/11		Global Equity Ratings	
2024/09/05		Global Equity Ratings	
2024/08/12		Global Equity Ratings	
2024/07/24		Global Equity Ratings	