

CHEVRON CORP. FUTURE (CVXF) - EUX/C1

2024/04/26 18:31:05

Price
164.8306 USDDifference  0.30% (0.49)

General attributes

Symbol	CVXFC1
Exchange	Eurex
Currency	USD
Security type	Future
Underlying	CHEVRON CORPORATION
Maturity	05-2024
Contract size	100

Market data

Bid (Bid size)	- USD (-)
Ask (Ask size)	- USD (-)
Open	164.8306 USD
High	164.8306 USD
Low	164.8306 USD
Close (prev. day)	164.3441 USD
Underlying	CHEVRON CORPORATION
Underlying price (date)	165.89 (24/04/26)
Settlement price (date)	164.83 (24/04/26)
Open Interest	0

Performance and Risk

	6m	1Y	3Y
Perf (%)	+7.43%	-1.72%	-
Perf (abs.)	+11.40	-2.89	-
Beta	-	-	-
Volatility	19.28	21.70	-

Futures and Options

Related Futures	-
Related Options	-












Information about previous performance does not guarantee future performance.
Source: FactSet

Price data

Ø price 5 days Ø volume 5 days (pcs.)	163.1796 USD (0)
Ø price 30 days Ø volume 30 days (pcs.)	159.1314 USD (0)
Ø price 100 days Ø volume 100 days (pcs.)	152.0566 USD (0)
Ø price 250 days Ø volume 250 days (pcs.)	155.1998 USD (0)
YTD High date	164.8306 USD (2024/04/26)
YTD Low date	140.7152 USD (2024/01/22)
52 Weeks High date	171.8399 USD (2023/09/28)
52 Weeks Low date	139.5422 USD (2023/11/16)

Recent Research

on underlying	on sector	on market	
Date		Headline	Download
2024/04/26		Global Equity Ratings	
2024/04/03		Global Equity Ratings	
2024/03/13		Global Equity Ratings	
2024/02/22		Global Equity Ratings	
2024/02/14		Global Equity Ratings	