

# DEUTSCHE BANK AG FUTURE (DBKI) - EUX/C10

2024/09/10 18:39:13

**Price**  
**14.1423** EUR

**Difference**  **-5.10% (-0.76)**

### General attributes

Symbol	DBKIC10
Exchange	Eurex
Currency	EUR
Security type	Future
Underlying	DEUTSCHE BANK AG
Maturity	06-2025
Contract size	100

### Market data

Bid (Bid size)	- EUR (-)
Ask (Ask size)	- EUR (-)
Open	14.1423 EUR
High	14.1423 EUR
Low	14.1423 EUR
Close (prev. day)	14.9016 EUR
Underlying	DEUTSCHE BANK AG
Underlying price (date)	14.292 (24/09/10)
Settlement price (date)	14.14 (24/09/10)
Open Interest	0

### Performance and Risk

	6m	1Y	3Y
Perf (%)	+10.34%	+46.81%	-
Perf (abs.)	+1.32	+4.51	-
Beta	-	-	-
Volatility	40.80	32.31	-

### Futures and Options

Related Futures	-
Related Options	-

5Y











Information about previous performance does not guarantee future performance.  
Source: FactSet

### Price data

Ø price 5 days   Ø volume 5 days (pcs.)	14.5484 EUR (0)
Ø price 30 days   Ø volume 30 days (pcs.)	14.1589 EUR (0)
Ø price 100 days   Ø volume 100 days (pcs.)	14.7653 EUR (0)
Ø price 250 days   Ø volume 250 days (pcs.)	12.7349 EUR (0)
YTD High   date	16.8178 EUR (2024/04/25)
YTD Low   date	11.5787 EUR (2024/02/09)
52 Weeks High   date	16.8178 EUR (2024/04/25)
52 Weeks Low   date	9.4861 EUR (2023/10/20)

### Recent Research

on underlying	on sector	on market	
Date		Headline	Download
2024/09/05		Global Equity Ratings	
2024/08/12		Global Equity Ratings	
2024/07/24		Global Equity Ratings	
2024/07/12		Global Equity Ratings	
2024/06/21		Global Equity Ratings	