

CREDIT SUISSE GROUP AG FUTURE (CSGJ) - EUX/C2

2023/06/05 18:46:11

Price
0.8017 CHFDifference  0.00% (0.00)

General attributes

Symbol	CSGJC2
Exchange	Eurex
Currency	CHF
Security type	Future
Underlying	CREDIT SUISSE GROUP AG
Maturity	07-2023
Contract size	106

Market data

Bid (Bid size)	- CHF (-)
Ask (Ask size)	- CHF (-)
Open	0.8017 CHF
High	0.8017 CHF
Low	0.8017 CHF
Close (prev. day)	0.8017 CHF
Underlying	CREDIT SUISSE GROUP AG
Underlying price (date)	0.8036 (23/06/06)
Settlement price (date)	0.80 (23/06/05)
Open Interest	0

Performance and Risk

	6m	1Y	3Y
Perf (%)	-	-	-
Perf (abs.)	-	-	-
Beta	-	-	-
Volatility	151.71	151.71	151.71

Futures and Options

Related Futures	-
Related Options	-

5Y







Information about previous performance does not guarantee future performance.
Source: FactSet

Price data

Ø price 5 days Ø volume 5 days (pcs.)	0.7787 CHF (0)
Ø price 30 days Ø volume 30 days (pcs.)	0.7781 CHF (0)
Ø price 100 days Ø volume 100 days (pcs.)	1.7485 CHF (0)
Ø price 250 days Ø volume 250 days (pcs.)	- CHF (0)
YTD High date	3.3561 CHF (2023/02/02)
YTD Low date	0.7237 CHF (2023/03/24)
52 Weeks High date	3.3561 CHF (2023/02/02)
52 Weeks Low date	0.7237 CHF (2023/03/24)

Recent Research

on sector		on market	
Date		Headline	Download
2023/06/06		Global Equity Ratings	
2023/06/06		Akciové trhy - denní zpráva	
2023/06/05		Akciové trhy - denní zpráva	
2023/06/02		Akciové trhy - denní zpráva	
2023/06/01		Global Equity Ratings	