

DELTA AIR LINES INC. FUTURE (DALF) - EUX/C1

2024/09/16 18:46:40

Price
45.648 USD

Difference  0.75% (0.34)

General attributes

Symbol	DALFC1
Exchange	Eurex
Currency	USD
Security type	Future
Underlying	DELTA AIR LINES INC.
Maturity	09-2024
Contract size	100

Market data

Bid (Bid size)	- USD (-)
Ask (Ask size)	- USD (-)
Open	45.648 USD
High	45.648 USD
Low	45.648 USD
Close (prev. day)	45.31 USD
Underlying	DELTA AIR LINES INC.
Underlying price (date)	45.32 (24/09/16)
Settlement price (date)	45.65 (24/09/16)
Open Interest	0

Performance and Risk

	6m	1Y	3Y
Perf (%)	+2.16%	+13.30%	-
Perf (abs.)	+0.96	+5.32	-
Beta	-	-	-
Volatility	36.99	34.64	-

Futures and Options

Related Futures	-
Related Options	-

5Y












Information about previous performance does not guarantee future performance.
Source: FactSet

Price data

Ø price 5 days Ø volume 5 days (pcs.)	44.156 USD (0)
Ø price 30 days Ø volume 30 days (pcs.)	41.079 USD (0)
Ø price 100 days Ø volume 100 days (pcs.)	43.567 USD (0)
Ø price 250 days Ø volume 250 days (pcs.)	40.829 USD (0)
YTD High date	52.315 USD (2024/05/06)
YTD Low date	36.806 USD (2024/01/16)
52 Weeks High date	52.315 USD (2024/05/06)
52 Weeks Low date	31.169 USD (2023/10/31)

Recent Research

on sector		on market	
Date		Headline	Download
2024/09/11		Global Equity Ratings	
2024/09/05		Global Equity Ratings	
2024/08/12		Global Equity Ratings	
2024/07/24		Global Equity Ratings	
2024/07/12		Global Equity Ratings	