

# DEUTSCHE BANK AG FUTURE (DBKI) - EUX/C11

2024/08/20 18:50:31

Price  
**13.842** EUR

Difference  -1.55% (-0.22)

### General attributes

Symbol	DBKIC11
Exchange	Eurex
Currency	EUR
Security type	Future
Underlying	DEUTSCHE BANK AG
Maturity	07-2025
Contract size	100

### Market data

Bid (Bid size)	- EUR (-)
Ask (Ask size)	- EUR (-)
Open	13.842 EUR
High	13.842 EUR
Low	13.842 EUR
Close (prev. day)	14.0602 EUR
Underlying	DEUTSCHE BANK AG
Underlying price (date)	14.066 (24/08/21)
Settlement price (date)	13.84 (24/08/20)
Open Interest	0

### Performance and Risk

	6m	1Y	3Y
Perf (%)	+15.41%	+39.73%	-
Perf (abs.)	+1.85	+3.94	-
Beta	-	-	-
Volatility	38.86	31.46	-

### Futures and Options

Related Futures	-
Related Options	-

5Y











Information about previous performance does not guarantee future performance.  
Source: FactSet

### Price data

Ø price 5 days   Ø volume 5 days (pcs.)	13.751 EUR (0)
Ø price 30 days   Ø volume 30 days (pcs.)	14.224 EUR (0)
Ø price 100 days   Ø volume 100 days (pcs.)	14.712 EUR (0)
Ø price 250 days   Ø volume 250 days (pcs.)	12.390 EUR (0)
YTD High   date	16.859 EUR (2024/04/25)
YTD Low   date	11.612 EUR (2024/02/09)
52 Weeks High   date	16.859 EUR (2024/04/25)
52 Weeks Low   date	9.514 EUR (2023/10/20)

### Recent Research

on underlying	on sector	on market	
Date		Headline	Download
2024/08/12		Global Equity Ratings	
2024/07/24		Global Equity Ratings	
2024/07/12		Global Equity Ratings	
2024/06/21		Global Equity Ratings	
2024/06/14		Global Equity Ratings	