

DEUTSCHE BANK AG FUTURE (DBKI) - EUX/C11

2024/07/26 18:35:07

Price
14.3908 EUR

Difference  **-0.04% (-0.01)**

General attributes

Symbol	DBKIC11
Exchange	Eurex
Currency	EUR
Security type	Future
Underlying	DEUTSCHE BANK AG
Maturity	06-2025
Contract size	100

Market data

Bid (Bid size)	- EUR (-)
Ask (Ask size)	- EUR (-)
Open	14.3908 EUR
High	14.3908 EUR
Low	14.3908 EUR
Close (prev. day)	14.3962 EUR
Underlying	DEUTSCHE BANK AG
Underlying price (date)	14.418 (24/07/26)
Settlement price (date)	14.39 (24/07/26)
Open Interest	0

Performance and Risk

	6m	1Y	3Y
Perf (%)	+18.90%	+35.11%	-
Perf (abs.)	+2.29	+3.74	-
Beta	-	-	-
Volatility	38.39	30.47	-

Futures and Options

Related Futures	-
Related Options	-

5Y












Information about previous performance does not guarantee future performance.
Source: FactSet

Price data

Ø price 5 days Ø volume 5 days (pcs.)	14.8653 EUR (0)
Ø price 30 days Ø volume 30 days (pcs.)	15.2549 EUR (0)
Ø price 100 days Ø volume 100 days (pcs.)	14.7797 EUR (0)
Ø price 250 days Ø volume 250 days (pcs.)	12.0987 EUR (0)
YTD High date	16.8591 EUR (2024/04/25)
YTD Low date	11.6122 EUR (2024/02/09)
52 Weeks High date	16.8591 EUR (2024/04/25)
52 Weeks Low date	9.5144 EUR (2023/10/20)

Recent Research

on underlying	on sector	on market	
Date		Headline	Download
2024/07/24		Global Equity Ratings	
2024/07/12		Global Equity Ratings	
2024/06/21		Global Equity Ratings	
2024/06/14		Global Equity Ratings	
2024/05/29		Global Equity Ratings	