

CISCO SYSTEMS INC. FUTURE (CSCF) - EUX/C11

2024/07/26 18:35:06

Price
48.7669 USD

Difference  -0.84% (-0.41)

General attributes

Symbol	CSCFC11
Exchange	Eurex
Currency	USD
Security type	Future
Underlying	CISCO SYSTEMS INC
Maturity	06-2025
Contract size	100

Market data

Bid (Bid size)	- USD (-)
Ask (Ask size)	- USD (-)
Open	48.7669 USD
High	48.7669 USD
Low	48.7669 USD
Close (prev. day)	49.1777 USD
Underlying	CISCO SYSTEMS INC
Underlying price (date)	47.88 (24/07/26)
Settlement price (date)	48.77 (24/07/26)
Open Interest	0

Performance and Risk

	6m	1Y	3Y
Perf (%)	-9.13%	-10.84%	-
Perf (abs.)	-4.90	-5.93	-
Beta	-	-	-
Volatility	20.11	23.04	-

Futures and Options

Related Futures	-
Related Options	-

5Y











Information about previous performance does not guarantee future performance.
Source: FactSet

Price data

Ø price 5 days Ø volume 5 days (pcs.)	48.2851 USD (0)
Ø price 30 days Ø volume 30 days (pcs.)	47.8809 USD (0)
Ø price 100 days Ø volume 100 days (pcs.)	49.3306 USD (0)
Ø price 250 days Ø volume 250 days (pcs.)	52.0269 USD (0)
YTD High date	53.6838 USD (2024/01/25)
YTD Low date	45.7161 USD (2024/06/17)
52 Weeks High date	59.1725 USD (2023/09/01)
52 Weeks Low date	45.7161 USD (2024/06/17)

Recent Research

on underlying	on sector	on market	
Date		Headline	Download
2024/07/24		Global Equity Ratings	
2024/07/12		Global Equity Ratings	
2024/06/21		Global Equity Ratings	
2024/06/14		Global Equity Ratings	
2024/05/29		Global Equity Ratings	