

CISCO SYSTEMS INC. FUTURE (CSCF) - EUX/C11

2024/04/30 18:39:06

Price
48.2761 USD

Difference  -1.57% (-0.77)

General attributes

Symbol	CSCFC11
Exchange	Eurex
Currency	USD
Security type	Future
Underlying	CISCO SYSTEMS INC
Maturity	03-2025
Contract size	100

Market data

Bid (Bid size)	- USD (-)
Ask (Ask size)	- USD (-)
Open	48.2761 USD
High	48.2761 USD
Low	48.2761 USD
Close (prev. day)	49.0448 USD
Underlying	CISCO SYSTEMS INC
Underlying price (date)	46.955 (24/05/03)
Settlement price (date)	47.77 (24/05/02)
Open Interest	0

Performance and Risk

	6m	1Y	3Y
Perf (%)	-8.49%	+0.43%	-
Perf (abs.)	-4.48	+0.21	-
Beta	-	-	-
Volatility	24.01	21.10	-

Futures and Options

Related Futures	-
Related Options	-

5Y










Information about previous performance does not guarantee future performance.
Source: FactSet

Price data

Ø price 5 days Ø volume 5 days (pcs.)	48.9761 USD (0)
Ø price 30 days Ø volume 30 days (pcs.)	49.8405 USD (0)
Ø price 100 days Ø volume 100 days (pcs.)	50.4875 USD (0)
Ø price 250 days Ø volume 250 days (pcs.)	52.2195 USD (0)
YTD High date	53.6838 USD (2024/01/25)
YTD Low date	48.2761 USD (2024/04/30)
52 Weeks High date	59.1725 USD (2023/09/01)
52 Weeks Low date	46.5464 USD (2023/05/04)

Recent Research

on underlying	on sector	on market	
Date		Headline	Download
2024/04/26		Global Equity Ratings	
2024/04/03		Global Equity Ratings	
2024/03/13		Global Equity Ratings	
2024/02/22		Global Equity Ratings	
2024/02/14		Global Equity Ratings	