

CISCO SYSTEMS INC. FUTURE (CSCF) - EUX/C11

2024/04/22 18:36:09

Price
49.3067 USD

Difference  **-0.26% (-0.13)**

General attributes

Symbol	CSCFC11
Exchange	Eurex
Currency	USD
Security type	Future
Underlying	CISCO SYSTEMS INC
Maturity	03-2025
Contract size	100

Market data

Bid (Bid size)	- USD (-)
Ask (Ask size)	- USD (-)
Open	49.3067 USD
High	49.3067 USD
Low	49.3067 USD
Close (prev. day)	49.433 USD
Underlying	CISCO SYSTEMS INC
Underlying price (date)	48.26 (24/04/23)
Settlement price (date)	49.31 (24/04/22)
Open Interest	0

Performance and Risk

	6m	1Y	3Y
Perf (%)	-9.39%	+3.95%	-
Perf (abs.)	-5.11	+1.87	-
Beta	-	-	-
Volatility	24.20	21.24	-

Futures and Options

Related Futures	-
Related Options	-

5Y












Information about previous performance does not guarantee future performance.
 Source: FactSet

Price data

Ø price 5 days Ø volume 5 days (pcs.)	49.1844 USD (0)
Ø price 30 days Ø volume 30 days (pcs.)	50.1140 USD (0)
Ø price 100 days Ø volume 100 days (pcs.)	50.4795 USD (0)
Ø price 250 days Ø volume 250 days (pcs.)	52.1700 USD (0)
YTD High date	53.6838 USD (2024/01/25)
YTD Low date	48.7070 USD (2024/03/01)
52 Weeks High date	59.1725 USD (2023/09/01)
52 Weeks Low date	46.5464 USD (2023/05/04)

Recent Research

on underlying	on sector	on market	
Date		Headline	Download
2024/04/03		Global Equity Ratings	
2024/03/13		Global Equity Ratings	
2024/02/22		Global Equity Ratings	
2024/02/14		Global Equity Ratings	
2024/01/23		Global Equity Ratings	