

CISCO SYSTEMS INC. FUTURE (CSCF) - EUX/C1

2024/07/26 18:35:06

Price
47.8958 USD

Difference  -0.82% (-0.40)

General attributes

Symbol	CSCFC1
Exchange	Eurex
Currency	USD
Security type	Future
Underlying	CISCO SYSTEMS INC
Maturity	08-2024
Contract size	100

Market data

Bid (Bid size)	- USD (-)
Ask (Ask size)	- USD (-)
Open	47.8958 USD
High	47.8958 USD
Low	47.8958 USD
Close (prev. day)	48.292 USD
Underlying	CISCO SYSTEMS INC
Underlying price (date)	47.88 (24/07/26)
Settlement price (date)	47.90 (24/07/26)
Open Interest	0

Performance and Risk

	6m	1Y	3Y
Perf (%)	-8.80%	-10.04%	-
Perf (abs.)	-4.62	-5.34	-
Beta	-	-	-
Volatility	17.99	21.96	-

Futures and Options

Related Futures	-
Related Options	-

5Y











Information about previous performance does not guarantee future performance.
Source: FactSet

Price data

Ø price 5 days Ø volume 5 days (pcs.)	47.4255 USD (0)
Ø price 30 days Ø volume 30 days (pcs.)	47.1740 USD (0)
Ø price 100 days Ø volume 100 days (pcs.)	48.4572 USD (0)
Ø price 250 days Ø volume 250 days (pcs.)	50.9578 USD (0)
YTD High date	52.5378 USD (2024/01/25)
YTD Low date	45.2872 USD (2024/06/17)
52 Weeks High date	57.8615 USD (2023/09/01)
52 Weeks Low date	45.2872 USD (2024/06/17)

Recent Research

on underlying	on sector	on market	
Date		Headline	Download
2024/07/24		Global Equity Ratings	
2024/07/12		Global Equity Ratings	
2024/06/21		Global Equity Ratings	
2024/06/14		Global Equity Ratings	
2024/05/29		Global Equity Ratings	