

# CISCO SYSTEMS INC. FUTURE (CSCF) - EUX/C1

2024/07/17 18:45:29

Price  
**48.0485** USD

Difference  0.96% (0.46)

### General attributes

Symbol	CSCFC1
Exchange	Eurex
Currency	USD
Security type	Future
Underlying	CISCO SYSTEMS INC
Maturity	07-2024
Contract size	100

### Market data

Bid (Bid size)	- USD (-)
Ask (Ask size)	- USD (-)
Open	48.0485 USD
High	48.0485 USD
Low	48.0485 USD
Close (prev. day)	47.5923 USD
Underlying	CISCO SYSTEMS INC
Underlying price (date)	48.365 (24/07/17)
Settlement price (date)	48.05 (24/07/17)
Open Interest	0

### Performance and Risk

	6m	1Y	3Y
Perf (%)	-5.75%	-5.79%	-
Perf (abs.)	-2.91	-2.92	-
Beta	-	-	-
Volatility	17.51	21.82	-

### Futures and Options

Related Futures	-
Related Options	-

5Y







Information about previous performance does not guarantee future performance.  
Source: FactSet

### Price data

Ø price 5 days   Ø volume 5 days (pcs.)	47.4933 USD (0)
Ø price 30 days   Ø volume 30 days (pcs.)	46.6325 USD (0)
Ø price 100 days   Ø volume 100 days (pcs.)	48.6000 USD (0)
Ø price 250 days   Ø volume 250 days (pcs.)	51.1669 USD (0)
YTD High   date	52.5378 USD (2024/01/25)
YTD Low   date	45.2872 USD (2024/06/17)
52 Weeks High   date	57.8615 USD (2023/09/01)
52 Weeks Low   date	45.2872 USD (2024/06/17)

### Recent Research

on underlying	on sector	on market	
Date		Headline	Download
2024/07/12		Global Equity Ratings	
2024/06/21		Global Equity Ratings	
2024/06/14		Global Equity Ratings	
2024/05/29		Global Equity Ratings	
2024/04/26		Global Equity Ratings	