

CISCO SYSTEMS INC. FUTURE (CSCF) - EUX/C1

2024/04/19 18:33:44

Price
48.37 USD

Difference  0.72% (0.35)

General attributes

Symbol	CSCFC1
Exchange	Eurex
Currency	USD
Security type	Future
Underlying	CISCO SYSTEMS INC
Maturity	05-2024
Contract size	100

Market data

Bid (Bid size)	- USD (-)
Ask (Ask size)	- USD (-)
Open	48.37 USD
High	48.37 USD
Low	48.37 USD
Close (prev. day)	48.0221 USD
Underlying	CISCO SYSTEMS INC
Underlying price (date)	48.22 (24/04/19)
Settlement price (date)	48.57 (24/04/19)
Open Interest	0

Performance and Risk

	6m	1Y	3Y
Perf (%)	-11.08%	-4.44%	-
Perf (abs.)	-5.98	-2.23	-
Beta	-	-	-
Volatility	23.46	20.75	-

Futures and Options

Related Futures	-
Related Options	-

5Y












Information about previous performance does not guarantee future performance.
Source: FactSet

Price data

Ø price 5 days Ø volume 5 days (pcs.)	48.39 USD (0)
Ø price 30 days Ø volume 30 days (pcs.)	49.23 USD (0)
Ø price 100 days Ø volume 100 days (pcs.)	49.56 USD (0)
Ø price 250 days Ø volume 250 days (pcs.)	51.06 USD (0)
YTD High date	52.54 USD (2024/01/25)
YTD Low date	47.82 USD (2024/04/17)
52 Weeks High date	57.86 USD (2023/09/01)
52 Weeks Low date	45.81 USD (2023/05/04)

Recent Research

on underlying	on sector	on market		
Date			Headline	Download
2024/04/03			Global Equity Ratings	
2024/03/13			Global Equity Ratings	
2024/02/22			Global Equity Ratings	
2024/02/14			Global Equity Ratings	
2024/01/23			Global Equity Ratings	