

UNICREDIT S.P.A. FUTURE (CR5J) - EUX/C1

2024/08/20 18:50:30

Price
35.9587 EUR

Difference  -2.26% (-0.83)

General attributes

Symbol	CR5JC1
Exchange	Eurex
Currency	EUR
Security type	Future
Underlying	UNICREDIT SPA
Maturity	09-2024
Contract size	100

Market data

Bid (Bid size)	- EUR (-)
Ask (Ask size)	- EUR (-)
Open	35.9587 EUR
High	35.9587 EUR
Low	35.9587 EUR
Close (prev. day)	36.7902 EUR
Underlying	UNICREDIT SPA
Underlying price (date)	36.075 (24/08/21)
Settlement price (date)	35.96 (24/08/20)
Open Interest	85,500

Performance and Risk

	6m	1Y	3Y
Perf (%)	+19.76%	+66.17%	-
Perf (abs.)	+5.93	+14.32	-
Beta	-	-	-
Volatility	33.48	29.07	-

Futures and Options

Related Futures	-
Related Options	-











5Y

Information about previous performance does not guarantee future performance.
Source: FactSet

Price data

Ø price 5 days Ø volume 5 days (pcs.)	35.8906 EUR (0)
Ø price 30 days Ø volume 30 days (pcs.)	36.4046 EUR (0)
Ø price 100 days Ø volume 100 days (pcs.)	35.5135 EUR (1,644)
Ø price 250 days Ø volume 250 days (pcs.)	28.5773 EUR (1,895)
YTD High date	39.1908 EUR (2024/07/24)
YTD Low date	24.8909 EUR (2024/01/03)
52 Weeks High date	39.1908 EUR (2024/07/24)
52 Weeks Low date	20.7248 EUR (2023/09/07)

Recent Research

on underlying	on sector	on market	
Date		Headline	Download
2024/08/12		Global Equity Ratings	
2024/07/24		Global Equity Ratings	
2024/07/12		Global Equity Ratings	
2024/06/21		Global Equity Ratings	
2024/06/14		Global Equity Ratings	