

UNICREDIT S.P.A. FUTURE (CR5J) - EUX/C1

2024/05/06 18:29:31

Price
34.8779 EUR

Difference  1.85% (0.63)

General attributes

Symbol	CR5JC1
Exchange	Eurex
Currency	EUR
Security type	Future
Underlying	UNICREDIT SPA
Maturity	06-2024
Contract size	100

Market data

Bid (Bid size)	- EUR (-)
Ask (Ask size)	- EUR (-)
Open	34.8779 EUR
High	34.8779 EUR
Low	34.8779 EUR
Close (prev. day)	34.2435 EUR
Underlying	UNICREDIT SPA
Underlying price (date)	36.425 (24/05/30)
Settlement price (date)	36.51 (24/05/30)
Open Interest	156,500

Performance and Risk

	6m	1Y	3Y
Perf (%)	+48.67%	+83.95%	-
Perf (abs.)	+11.42	+15.92	-
Beta	-	-	-
Volatility	24.26	26.04	-

Futures and Options

Related Futures	-
Related Options	-

5Y












Information about previous performance does not guarantee future performance.
Source: FactSet

Price data

Ø price 5 days Ø volume 5 days (pcs.)	34.7694 EUR (0)
Ø price 30 days Ø volume 30 days (pcs.)	34.6960 EUR (1,333)
Ø price 100 days Ø volume 100 days (pcs.)	30.0493 EUR (3,264)
Ø price 250 days Ø volume 250 days (pcs.)	25.2072 EUR (1,936)
YTD High date	35.7077 EUR (2024/04/03)
YTD Low date	24.8909 EUR (2024/01/03)
52 Weeks High date	35.7077 EUR (2024/04/03)
52 Weeks Low date	17.9379 EUR (2023/05/31)

Recent Research

on underlying	on sector	on market	
Date		Headline	Download
2024/05/29		Global Equity Ratings	
2024/04/26		Global Equity Ratings	
2024/04/03		Global Equity Ratings	
2024/03/13		Global Equity Ratings	
2024/02/22		Global Equity Ratings	