

UNICREDIT S.P.A. FUTURE (CR5J) - EUX/C1

2024/04/24 18:35:15

Price
35.0678 EUR

Difference  -0.99% (-0.35)

General attributes

Symbol	CR5JC1
Exchange	Eurex
Currency	EUR
Security type	Future
Underlying	UNICREDIT SPA
Maturity	05-2024
Contract size	100

Market data

Bid (Bid size)	- EUR (-)
Ask (Ask size)	- EUR (-)
Open	35.0678 EUR
High	35.0678 EUR
Low	35.0678 EUR
Close (prev. day)	35.4167 EUR
Underlying	UNICREDIT SPA
Underlying price (date)	34.985 (24/04/24)
Settlement price (date)	35.07 (24/04/24)
Open Interest	20,000

Performance and Risk

	6m	1Y	3Y
Perf (%)	+52.12%	+85.52%	-
Perf (abs.)	+12.02	+16.17	-
Beta	-	-	-
Volatility	23.73	27.01	-

Futures and Options

Related Futures	-
Related Options	-

5Y











Information about previous performance does not guarantee future performance.
Source: FactSet

Price data

Ø price 5 days Ø volume 5 days (pcs.)	34.7165 EUR (6,000)
Ø price 30 days Ø volume 30 days (pcs.)	34.2338 EUR (5,822)
Ø price 100 days Ø volume 100 days (pcs.)	29.3748 EUR (3,264)
Ø price 250 days Ø volume 250 days (pcs.)	24.7569 EUR (1,936)
YTD High date	35.7077 EUR (2024/04/03)
YTD Low date	24.8909 EUR (2024/01/03)
52 Weeks High date	35.7077 EUR (2024/04/03)
52 Weeks Low date	17.6495 EUR (2023/05/02)

Recent Research

on underlying	on sector	on market	
Date		Headline	Download
2024/04/03		Global Equity Ratings	
2024/03/13		Global Equity Ratings	
2024/02/22		Global Equity Ratings	
2024/02/14		Global Equity Ratings	
2024/01/23		Global Equity Ratings	