

CHEVRON CORP. FUTURE (CVXF) - EUX/C12

2024/10/18 19:07:07

Price
149.1831 USD

Difference  -0.32% (-0.49)

General attributes

| | |
|---------------|---------------------|
| Symbol | CVXFC12 |
| Exchange | Eurex |
| Currency | USD |
| Security type | Future |
| Underlying | CHEVRON CORPORATION |
| Maturity | 10-2025 |
| Contract size | 100 |

Market data

| | |
|-------------------------|---------------------|
| Bid (Bid size) | - USD (-) |
| Ask (Ask size) | - USD (-) |
| Open | 149.1831 USD |
| High | 149.1831 USD |
| Low | 149.1831 USD |
| Close (prev. day) | 149.6685 USD |
| Underlying | CHEVRON CORPORATION |
| Underlying price (date) | 150.75 (24/10/18) |
| Settlement price (date) | 149.62 (24/10/18) |
| Open Interest | 0 |

Performance and Risk

| | 6m | 1Y | 3Y |
|-------------|--------|---------|----|
| Perf (%) | -6.27% | -13.41% | - |
| Perf (abs.) | -9.99 | -23.11 | - |
| Beta | - | - | - |
| Volatility | 26.63 | 24.02 | - |

Futures and Options

| | |
|-----------------|---|
| Related Futures | - |
| Related Options | - |













5Y

Information about previous performance does not guarantee future performance.
Source: FactSet

Price data

| | |
|---|---------------------------|
| Ø price 5 days Ø volume 5 days (pcs.) | 149.4512 USD (0) |
| Ø price 30 days Ø volume 30 days (pcs.) | 146.4934 USD (0) |
| Ø price 100 days Ø volume 100 days (pcs.) | 149.5756 USD (0) |
| Ø price 250 days Ø volume 250 days (pcs.) | 151.4630 USD (0) |
| YTD High date | 168.3207 USD (2024/04/29) |
| YTD Low date | 137.7842 USD (2024/09/11) |
| 52 Weeks High date | 172.4111 USD (2023/10/19) |
| 52 Weeks Low date | 137.7842 USD (2024/09/11) |

Recent Research

| on underlying | on sector | on market | |
|---------------|---|-----------------------|---|
| Date | | Headline | Download |
| 2024/09/27 |  | Global Equity Ratings |  |
| 2024/09/11 |  | Global Equity Ratings |  |
| 2024/09/05 |  | Global Equity Ratings |  |
| 2024/08/12 |  | Global Equity Ratings |  |
| 2024/07/24 |  | Global Equity Ratings |  |