

CHEVRON CORP. FUTURE (CVXF) - EUX/C12

2024/08/15 18:47:52

Price
147.1368 USD

Difference  2.48% (3.56)

General attributes

Symbol	CVXFC12
Exchange	Eurex
Currency	USD
Security type	Future
Underlying	CHEVRON CORPORATION
Maturity	08-2025
Contract size	100

Market data

Bid (Bid size)	- USD (-)
Ask (Ask size)	- USD (-)
Open	147.1368 USD
High	147.1368 USD
Low	147.1368 USD
Close (prev. day)	143.5732 USD
Underlying	CHEVRON CORPORATION
Underlying price (date)	146.80 (24/08/15)
Settlement price (date)	147.57 (24/08/15)
Open Interest	0

Performance and Risk

	6m	1Y	3Y
Perf (%)	-5.37%	-9.82%	-
Perf (abs.)	-8.35	-16.03	-
Beta	-	-	-
Volatility	26.04	23.75	-

Futures and Options

Related Futures	-
Related Options	-











5Y

Information about previous performance does not guarantee future performance.
Source: FactSet

Price data

Ø price 5 days Ø volume 5 days (pcs.)	144.7273 USD (0)
Ø price 30 days Ø volume 30 days (pcs.)	153.2966 USD (0)
Ø price 100 days Ø volume 100 days (pcs.)	157.8975 USD (0)
Ø price 250 days Ø volume 250 days (pcs.)	156.2327 USD (0)
YTD High date	168.3207 USD (2024/04/29)
YTD Low date	141.6140 USD (2024/01/19)
52 Weeks High date	174.5515 USD (2023/09/28)
52 Weeks Low date	141.6140 USD (2024/01/19)

Recent Research

on underlying	on sector	on market	
Date		Headline	Download
2024/08/12		Global Equity Ratings	
2024/07/24		Global Equity Ratings	
2024/07/12		Global Equity Ratings	
2024/06/21		Global Equity Ratings	
2024/06/14		Global Equity Ratings	