

CHEVRON CORP. FUTURE (CVXF) - EUX/C12

2024/07/16 18:50:07

Price
158.3557 USD

Difference  -1.07% (-1.72)

General attributes

Symbol	CVXFC12
Exchange	Eurex
Currency	USD
Security type	Future
Underlying	CHEVRON CORPORATION
Maturity	06-2025
Contract size	100

Market data

Bid (Bid size)	- USD (-)
Ask (Ask size)	- USD (-)
Open	158.3557 USD
High	158.3557 USD
Low	158.3557 USD
Close (prev. day)	160.0742 USD
Underlying	CHEVRON CORPORATION
Underlying price (date)	157.77 (24/07/16)
Settlement price (date)	158.36 (24/07/16)
Open Interest	0

Performance and Risk

	6m	1Y	3Y
Perf (%)	+9.15%	+1.19%	-
Perf (abs.)	+13.28	+1.86	-
Beta	-	-	-
Volatility	21.97	22.75	-

Futures and Options

Related Futures	-
Related Options	-












Information about previous performance does not guarantee future performance.
Source: FactSet

Price data

Ø price 5 days Ø volume 5 days (pcs.)	158.2196 USD (0)
Ø price 30 days Ø volume 30 days (pcs.)	157.6688 USD (0)
Ø price 100 days Ø volume 100 days (pcs.)	158.6308 USD (0)
Ø price 250 days Ø volume 250 days (pcs.)	157.4358 USD (0)
YTD High date	168.3207 USD (2024/04/29)
YTD Low date	141.6140 USD (2024/01/19)
52 Weeks High date	174.5515 USD (2023/09/28)
52 Weeks Low date	141.6140 USD (2024/01/19)

Recent Research

on underlying	on sector	on market	
Date		Headline	Download
2024/07/12		Global Equity Ratings	
2024/06/21		Global Equity Ratings	
2024/06/14		Global Equity Ratings	
2024/05/29		Global Equity Ratings	
2024/04/26		Global Equity Ratings	

5Y