

# CHEVRON CORP. FUTURE (CVXF) - EUX/C10

2024/04/30 18:39:06

**Price**  
**164.8385** USD

**Difference**  **-1.31% (-2.19)**

### General attributes

Symbol	CVXFC10
Exchange	Eurex
Currency	USD
Security type	Future
Underlying	CHEVRON CORPORATION
Maturity	02-2025
Contract size	100

### Market data

Bid (Bid size)	- USD (-)
Ask (Ask size)	- USD (-)
Open	164.8385 USD
High	164.8385 USD
Low	164.8385 USD
Close (prev. day)	167.0269 USD
Underlying	CHEVRON CORPORATION
Underlying price (date)	162.75 (24/05/07)
Settlement price (date)	163.25 (24/05/07)
Open Interest	0

### Performance and Risk

	6m	1Y	3Y
Perf (%)	+9.72%	+2.58%	-
Perf (abs.)	+14.50	+4.12	-
Beta	-	-	-
Volatility	20.17	21.62	-

### Futures and Options

Related Futures	-
Related Options	-

5Y












Information about previous performance does not guarantee future performance.  
Source: FactSet

### Price data

Ø price 5 days   Ø volume 5 days (pcs.)	163.1575 USD (0)
Ø price 30 days   Ø volume 30 days (pcs.)	161.4667 USD (0)
Ø price 100 days   Ø volume 100 days (pcs.)	154.5604 USD (0)
Ø price 250 days   Ø volume 250 days (pcs.)	157.4258 USD (0)
YTD High   date	167.0269 USD (2024/04/29)
YTD Low   date	142.0989 USD (2024/01/19)
52 Weeks High   date	174.4793 USD (2023/09/28)
52 Weeks Low   date	142.0989 USD (2024/01/19)

### Recent Research

on underlying	on sector	on market	
Date		Headline	Download
2024/04/26		Global Equity Ratings	
2024/04/03		Global Equity Ratings	
2024/03/13		Global Equity Ratings	
2024/02/22		Global Equity Ratings	
2024/02/14		Global Equity Ratings	