

# CHEVRON CORP. FUTURE (CVXF) - EUX/C10

2024/04/30 18:39:06

**Price**  
**164.8385** USD

**Difference**  **-1.31% (-2.19)**

**General attributes**

Symbol CVXFC10  
 Exchange Eurex  
 Currency USD  
 Security type Future  
 Underlying CHEVRON CORPORATION  
 Maturity 02-2025  
 Contract size 100

**Market data**

Bid (Bid size) - USD (-)  
 Ask (Ask size) - USD (-)  
 Open 164.8385 USD  
 High 164.8385 USD  
 Low 164.8385 USD  
 Close (prev. day) 167.0269 USD  
 Underlying CHEVRON CORPORATION  
 Underlying price (date) 160.25 (24/05/03)  
 Settlement price (date) 158.71 (24/05/03)  
 Open Interest 0

**Performance and Risk**

	6m	1Y	3Y
Perf (%)	+6.74%	+0.32%	-
Perf (abs.)	+10.02	+0.51	-
Beta	-	-	-
Volatility	20.05	21.44	-

**Futures and Options**

Related Futures -  
 Related Options -






Information about previous performance does not guarantee future performance.  
 Source: FactSet

**Price data**

Ø price 5 days   Ø volume 5 days (pcs.)	163.4701 USD (0)
Ø price 30 days   Ø volume 30 days (pcs.)	161.2413 USD (0)
Ø price 100 days   Ø volume 100 days (pcs.)	154.3738 USD (0)
Ø price 250 days   Ø volume 250 days (pcs.)	157.3995 USD (0)
YTD High   date	167.0269 USD (2024/04/29)
YTD Low   date	142.0989 USD (2024/01/19)
52 Weeks High   date	174.4793 USD (2023/09/28)
52 Weeks Low   date	142.0989 USD (2024/01/19)

**Recent Research**

on underlying	on sector	on market	
Date		Headline	Download
2024/04/26		Global Equity Ratings	
2024/04/03		Global Equity Ratings	
2024/03/13		Global Equity Ratings	
2024/02/22		Global Equity Ratings	
2024/02/14		Global Equity Ratings	