

## CONTINENTAL AG FUTURE (CONI) - EUX/C1

2024/08/07 18:43:05

Price  
**58.1359** EURDifference  6.83% (3.72)

## General attributes

Symbol	CONIC1
Exchange	Eurex
Currency	EUR
Security type	Future
Underlying	CONTINENTAL AG
Maturity	08-2024
Contract size	100

## Market data

Bid (Bid size)	- EUR (-)
Ask (Ask size)	- EUR (-)
Open	58.1359 EUR
High	58.1359 EUR
Low	58.1359 EUR
Close (prev. day)	54.4181 EUR
Underlying	CONTINENTAL AG
Underlying price (date)	58.08 (24/08/07)
Settlement price (date)	58.14 (24/08/07)
Open Interest	0

## Performance and Risk

	6m	1Y	3Y
Perf (%)	-27.23%	-23.85%	-
Perf (abs.)	-20.36	-17.04	-
Beta	-	-	-
Volatility	33.33	28.96	-

## Futures and Options

Related Futures	-
Related Options	-

5Y












Information about previous performance does not guarantee future performance.  
Source: FactSet

## Price data

Ø price 5 days   Ø volume 5 days (pcs.)	54.7863 EUR (0)
Ø price 30 days   Ø volume 30 days (pcs.)	56.9869 EUR (0)
Ø price 100 days   Ø volume 100 days (pcs.)	61.4149 EUR (16)
Ø price 250 days   Ø volume 250 days (pcs.)	67.5211 EUR (7)
YTD High   date	77.6457 EUR (2024/01/02)
YTD Low   date	53.2642 EUR (2024/08/05)
52 Weeks High   date	77.6457 EUR (2024/01/02)
52 Weeks Low   date	53.2642 EUR (2024/08/05)

## Recent Research

on underlying	on sector	on market	
Date		Headline	Download
2022/05/04		Global Equity Ratings	
2022/04/27		Global Equity Ratings	
2022/04/14		Global Equity Ratings	
2022/03/29		Global Equity Ratings	
2022/03/10		Global Equity Ratings	