

# COSTCO WHOLESALE CORP. FUTURE (COSF) - EUX/C11

2024/07/16 18:50:06

**Price**  
876.7985 USD

**Difference**  -1.39% (-12.39)

### General attributes

Symbol	COSFC11
Exchange	Eurex
Currency	USD
Security type	Future
Underlying	COSTCO WHOLESALE
Maturity	05-2025
Contract size	100

### Market data

Bid (Bid size)	- USD (-)
Ask (Ask size)	- USD (-)
Open	876.7985 USD
High	876.7985 USD
Low	876.7985 USD
Close (prev. day)	889.1875 USD
Underlying	COSTCO WHOLESALE
Underlying price (date)	850.77 (24/07/16)
Settlement price (date)	876.80 (24/07/16)
Open Interest	0

### Performance and Risk

	6m	1Y	3Y
Perf (%)	+24.07%	+54.71%	-
Perf (abs.)	+170.09	+310.07	-
Beta	-	-	-
Volatility	31.21	23.21	-

### Futures and Options

Related Futures	-
Related Options	-












Information about previous performance does not guarantee future performance.  
Source: FactSet

### Price data

Ø price 5 days   Ø volume 5 days (pcs.)	882.3982 USD (0)
Ø price 30 days   Ø volume 30 days (pcs.)	894.9424 USD (0)
Ø price 100 days   Ø volume 100 days (pcs.)	781.2678 USD (0)
Ø price 250 days   Ø volume 250 days (pcs.)	672.7829 USD (0)
YTD High   date	908.8210 USD (2024/06/18)
YTD Low   date	671.1915 USD (2024/01/04)
52 Weeks High   date	908.8210 USD (2024/06/18)
52 Weeks Low   date	559.1271 USD (2023/08/25)

### Recent Research

on sector		on market	
Date		Headline	Download
2024/07/12		Global Equity Ratings	
2024/06/21		Global Equity Ratings	
2024/06/14		Global Equity Ratings	
2024/05/29		Global Equity Ratings	
2024/04/26		Global Equity Ratings	