

COSTCO WHOLESALE CORP. FUTURE (COSF) - EUX/C11

2024/04/25 18:46:36

Price
752.0636 USD

Difference  -0.36% (-2.74)

General attributes

Symbol	COSFC11
Exchange	Eurex
Currency	USD
Security type	Future
Underlying	COSTCO WHOLESALE CORP
Maturity	03-2025
Contract size	100

Market data

Bid (Bid size)	- USD (-)
Ask (Ask size)	- USD (-)
Open	752.0636 USD
High	752.0636 USD
Low	752.0636 USD
Close (prev. day)	754.8064 USD
Underlying	COSTCO WHOLESALE CORP
Underlying price (date)	720.6225 (24/04/25)
Settlement price (date)	752.06 (24/04/25)
Open Interest	0

Performance and Risk

	6m	1Y	3Y
Perf (%)	+30.68%	+43.10%	-
Perf (abs.)	+177.21	+227.35	-
Beta	-	-	-
Volatility	20.05	17.90	-

Futures and Options

Related Futures	-
Related Options	-

5Y












Information about previous performance does not guarantee future performance.
 Source: FactSet

Price data

Ø price 5 days Ø volume 5 days (pcs.)	745.3381 USD (0)
Ø price 30 days Ø volume 30 days (pcs.)	754.9030 USD (0)
Ø price 100 days Ø volume 100 days (pcs.)	727.6201 USD (0)
Ø price 250 days Ø volume 250 days (pcs.)	632.5732 USD (0)
YTD High date	815.1368 USD (2024/03/07)
YTD Low date	671.1915 USD (2024/01/04)
52 Weeks High date	815.1368 USD (2024/03/07)
52 Weeks Low date	502.3548 USD (2023/05/24)

Recent Research

on sector		on market	
Date		Headline	Download
2024/04/03		Global Equity Ratings	
2024/03/13		Global Equity Ratings	
2024/02/22		Global Equity Ratings	
2024/02/14		Global Equity Ratings	
2024/01/23		Global Equity Ratings	