

## COSTCO WHOLESALE CORP. FUTURE (COSF) - EUX/C1

2024/04/25 18:46:36

Price  
**721.0277** USD

Difference  -0.39% (-2.84)

## General attributes

Symbol	COSFC1
Exchange	Eurex
Currency	USD
Security type	Future
Underlying	COSTCO WHOLESALE CORP
Maturity	05-2024
Contract size	100

## Market data

Bid (Bid size)	- USD (-)
Ask (Ask size)	- USD (-)
Open	721.0277 USD
High	721.0277 USD
Low	721.0277 USD
Close (prev. day)	723.8668 USD
Underlying	COSTCO WHOLESALE CORP
Underlying price (date)	721.86 (24/04/25)
Settlement price (date)	721.03 (24/04/25)
Open Interest	0

## Performance and Risk

	6m	1Y	3Y
Perf (%)	+30.84%	+42.43%	-
Perf (abs.)	+170.62	+215.64	-
Beta	-	-	-
Volatility	20.17	17.83	-

## Futures and Options

Related Futures	-
Related Options	-











Information about previous performance does not guarantee future performance.  
Source: FactSet

## Price data

Ø price 5 days   Ø volume 5 days (pcs.)	717.0523 USD (0)
Ø price 30 days   Ø volume 30 days (pcs.)	725.6623 USD (0)
Ø price 100 days   Ø volume 100 days (pcs.)	699.3125 USD (0)
Ø price 250 days   Ø volume 250 days (pcs.)	607.6453 USD (0)
YTD High   date	782.4863 USD (2024/03/07)
YTD Low   date	646.5837 USD (2024/01/04)
52 Weeks High   date	782.4863 USD (2024/03/07)
52 Weeks Low   date	483.0060 USD (2023/05/24)

## Recent Research

on sector		on market	
Date		Headline	Download
2024/04/03		Global Equity Ratings	
2024/03/13		Global Equity Ratings	
2024/02/22		Global Equity Ratings	
2024/02/14		Global Equity Ratings	
2024/01/23		Global Equity Ratings	