

## CONTINENTAL AG FUTURE (CONI) - EUX/C11

2024/08/07 18:43:05

Price  
**58.1876** EURDifference  7.04% (3.83)

## General attributes

Symbol	CONIC11
Exchange	Eurex
Currency	EUR
Security type	Future
Underlying	CONTINENTAL AG
Maturity	06-2025
Contract size	100

## Market data

Bid (Bid size)	- EUR (-)
Ask (Ask size)	- EUR (-)
Open	58.1876 EUR
High	58.1876 EUR
Low	58.1876 EUR
Close (prev. day)	54.3595 EUR
Underlying	CONTINENTAL AG
Underlying price (date)	58.08 (24/08/07)
Settlement price (date)	58.19 (24/08/07)
Open Interest	0

## Performance and Risk

	6m	1Y	3Y
Perf (%)	-22.12%	-19.83%	-
Perf (abs.)	-16.52	-14.40	-
Beta	-	-	-
Volatility	34.31	29.77	-

## Futures and Options

Related Futures	-
Related Options	-











Information about previous performance does not guarantee future performance.  
Source: FactSet

## Price data

Ø price 5 days   Ø volume 5 days (pcs.)	55.0563 EUR (0)
Ø price 30 days   Ø volume 30 days (pcs.)	57.1950 EUR (0)
Ø price 100 days   Ø volume 100 days (pcs.)	61.8841 EUR (0)
Ø price 250 days   Ø volume 250 days (pcs.)	68.2074 EUR (0)
YTD High   date	78.5474 EUR (2024/01/02)
YTD Low   date	53.2251 EUR (2024/08/05)
52 Weeks High   date	78.5474 EUR (2024/01/02)
52 Weeks Low   date	53.2251 EUR (2024/08/05)

## Recent Research

on underlying	on sector	on market	
Date		Headline	Download
2022/05/04		Global Equity Ratings	
2022/04/27		Global Equity Ratings	
2022/04/14		Global Equity Ratings	
2022/03/29		Global Equity Ratings	
2022/03/10		Global Equity Ratings	