

CONTINENTAL AG FUTURE (CONI) - EUX/C11

2024/04/25 18:46:35

Price
62.2651 EURDifference  -1.89% (-1.20)

General attributes

Symbol	CONIC11
Exchange	Eurex
Currency	EUR
Security type	Future
Underlying	CONTINENTAL AG
Maturity	03-2025
Contract size	100

Market data

Bid (Bid size)	- EUR (-)
Ask (Ask size)	- EUR (-)
Open	62.2651 EUR
High	62.2651 EUR
Low	62.2651 EUR
Close (prev. day)	63.4667 EUR
Underlying	CONTINENTAL AG
Underlying price (date)	62.08 (24/04/25)
Settlement price (date)	62.27 (24/04/25)
Open Interest	0

Performance and Risk

	6m	1Y	3Y
Perf (%)	+3.08%	-4.62%	-
Perf (abs.)	+1.86	-3.02	-
Beta	-	-	-
Volatility	26.40	27.34	-

Futures and Options

Related Futures	-
Related Options	-












Information about previous performance does not guarantee future performance.
Source: FactSet

Price data

Ø price 5 days Ø volume 5 days (pcs.)	62.9010 EUR (0)
Ø price 30 days Ø volume 30 days (pcs.)	65.9472 EUR (0)
Ø price 100 days Ø volume 100 days (pcs.)	72.2631 EUR (0)
Ø price 250 days Ø volume 250 days (pcs.)	69.9360 EUR (0)
YTD High date	78.5474 EUR (2024/01/02)
YTD Low date	61.9754 EUR (2024/04/17)
52 Weeks High date	78.5474 EUR (2024/01/02)
52 Weeks Low date	59.8974 EUR (2023/10/26)

Recent Research

on underlying	on sector	on market		
Date			Headline	Download
2022/05/04			Global Equity Ratings	
2022/04/27			Global Equity Ratings	
2022/04/14			Global Equity Ratings	
2022/03/29			Global Equity Ratings	
2022/03/10			Global Equity Ratings	