

CISCO SYSTEMS INC. FUTURE (CSCF) - EUX/C12

2024/07/19 19:03:33

Price
48.2269 USD

Difference  -2.72% (-1.35)

General attributes

Symbol	CSCFC12
Exchange	Eurex
Currency	USD
Security type	Future
Underlying	CISCO SYSTEMS INC
Maturity	07-2025
Contract size	100

Market data

Bid (Bid size)	- USD (-)
Ask (Ask size)	- USD (-)
Open	48.2269 USD
High	48.2269 USD
Low	48.2269 USD
Close (prev. day)	49.5739 USD
Underlying	CISCO SYSTEMS INC
Underlying price (date)	47.32 (24/07/19)
Settlement price (date)	48.01 (24/07/19)
Open Interest	0

Performance and Risk

	6m	1Y	3Y
Perf (%)	-8.03%	-9.88%	-
Perf (abs.)	-4.21	-5.29	-
Beta	-	-	-
Volatility	18.74	22.54	-

Futures and Options

Related Futures	-
Related Options	-







Information about previous performance does not guarantee future performance.
Source: FactSet

Price data

Ø price 5 days Ø volume 5 days (pcs.)	48.8109 USD (0)
Ø price 30 days Ø volume 30 days (pcs.)	47.7463 USD (0)
Ø price 100 days Ø volume 100 days (pcs.)	49.3041 USD (0)
Ø price 250 days Ø volume 250 days (pcs.)	52.0912 USD (0)
YTD High date	53.4814 USD (2024/01/25)
YTD Low date	45.8927 USD (2024/06/17)
52 Weeks High date	59.4161 USD (2023/09/01)
52 Weeks Low date	45.8927 USD (2024/06/17)

Recent Research

on underlying	on sector	on market	
Date		Headline	Download
2024/07/12		Global Equity Ratings	
2024/06/21		Global Equity Ratings	
2024/06/14		Global Equity Ratings	
2024/05/29		Global Equity Ratings	
2024/04/26		Global Equity Ratings	