

# CISCO SYSTEMS INC. FUTURE (CSCF) - EUX/C12

2024/04/22 18:36:09

Price  
**49.1111** USD

Difference  -1.04% (-0.52)

### General attributes

Symbol	CSCFC12
Exchange	Eurex
Currency	USD
Security type	Future
Underlying	CISCO SYSTEMS INC
Maturity	04-2025
Contract size	100

### Market data

Bid (Bid size)	- USD (-)
Ask (Ask size)	- USD (-)
Open	49.1111 USD
High	49.1111 USD
Low	49.1111 USD
Close (prev. day)	49.6276 USD
Underlying	CISCO SYSTEMS INC
Underlying price (date)	48.42 (24/04/23)
Settlement price (date)	49.11 (24/04/22)
Open Interest	0

### Performance and Risk

	6m	1Y	3Y
Perf (%)	-10.21%	+3.16%	-
Perf (abs.)	-5.59	+1.50	-
Beta	-	-	-
Volatility	24.30	21.36	-

### Futures and Options

Related Futures	-
Related Options	-












Information about previous performance does not guarantee future performance.  
Source: FactSet

### Price data

Ø price 5 days   Ø volume 5 days (pcs.)	49.2995 USD (0)
Ø price 30 days   Ø volume 30 days (pcs.)	50.2963 USD (0)
Ø price 100 days   Ø volume 100 days (pcs.)	50.5978 USD (0)
Ø price 250 days   Ø volume 250 days (pcs.)	52.2778 USD (0)
YTD High   date	53.4814 USD (2024/01/25)
YTD Low   date	48.9259 USD (2024/03/01)
52 Weeks High   date	59.4161 USD (2023/09/01)
52 Weeks Low   date	46.3433 USD (2023/05/04)

### Recent Research

on underlying	on sector	on market	
Date		Headline	Download
2024/04/03		Global Equity Ratings	
2024/03/13		Global Equity Ratings	
2024/02/22		Global Equity Ratings	
2024/02/14		Global Equity Ratings	
2024/01/23		Global Equity Ratings	