

# CISCO SYSTEMS INC. FUTURE (CSCF) - EUX/C10

2024/07/26 18:35:06

**Price**  
**48.5595** USD  
 Difference  -0.84% (-0.41)

**General attributes**

Symbol CSCFC10  
 Exchange Eurex  
 Currency USD  
 Security type Future  
 Underlying CISCO SYSTEMS INC  
 Maturity 05-2025  
 Contract size 100

**Market data**

Bid (Bid size) - USD (-)  
 Ask (Ask size) - USD (-)  
 Open 48.5595 USD  
 High 48.5595 USD  
 Low 48.5595 USD  
 Close (prev. day) 48.9688 USD  
 Underlying CISCO SYSTEMS INC  
 Underlying price (date) 47.88 (24/07/26)  
 Settlement price (date) 48.56 (24/07/26)  
 Open Interest 0

**Performance and Risk**

	6m	1Y	3Y
Perf (%)	-9.13%	-10.76%	-
Perf (abs.)	-4.88	-5.85	-
Beta	-	-	-
Volatility	19.02	22.53	-

**Futures and Options**

Related Futures -  
 Related Options -

5Y








Information about previous performance does not guarantee future performance.  
 Source: FactSet

**Price data**

Ø price 5 days   Ø volume 5 days (pcs.)	48.0785 USD (0)
Ø price 30 days   Ø volume 30 days (pcs.)	47.6297 USD (0)
Ø price 100 days   Ø volume 100 days (pcs.)	48.9708 USD (0)
Ø price 250 days   Ø volume 250 days (pcs.)	51.7547 USD (0)
YTD High   date	53.4551 USD (2024/01/25)
YTD Low   date	45.9284 USD (2024/06/17)
52 Weeks High   date	59.3067 USD (2023/09/01)
52 Weeks Low   date	45.9284 USD (2024/06/17)

**Recent Research**

on underlying	on sector	on market	
Date		Headline	Download
2024/07/24		Global Equity Ratings	
2024/07/12		Global Equity Ratings	
2024/06/21		Global Equity Ratings	
2024/06/14		Global Equity Ratings	
2024/05/29		Global Equity Ratings	