

CISCO SYSTEMS INC. FUTURE (CSCF) - EUX/C10

2024/04/30 18:39:06

Price
48.0835 USD

Difference  -1.57% (-0.77)

General attributes

Symbol	CSCFC10
Exchange	Eurex
Currency	USD
Security type	Future
Underlying	CISCO SYSTEMS INC
Maturity	02-2025
Contract size	100

Market data

Bid (Bid size)	- USD (-)
Ask (Ask size)	- USD (-)
Open	48.0835 USD
High	48.0835 USD
Low	48.0835 USD
Close (prev. day)	48.8514 USD
Underlying	CISCO SYSTEMS INC
Underlying price (date)	47.12 (24/05/03)
Settlement price (date)	47.73 (24/05/03)
Open Interest	0

Performance and Risk

	6m	1Y	3Y
Perf (%)	-12.23%	+2.36%	-
Perf (abs.)	-6.65	+1.10	-
Beta	-	-	-
Volatility	23.99	21.01	-

Futures and Options

Related Futures	-
Related Options	-

5Y











Information about previous performance does not guarantee future performance.
Source: FactSet

Price data

Ø price 5 days Ø volume 5 days (pcs.)	48.2493 USD (0)
Ø price 30 days Ø volume 30 days (pcs.)	49.4536 USD (0)
Ø price 100 days Ø volume 100 days (pcs.)	50.3652 USD (0)
Ø price 250 days Ø volume 250 days (pcs.)	52.1188 USD (0)
YTD High date	53.4551 USD (2024/01/25)
YTD Low date	47.5837 USD (2024/05/02)
52 Weeks High date	59.3067 USD (2023/09/01)
52 Weeks Low date	46.3987 USD (2023/05/04)

Recent Research

on underlying	on sector	on market	
Date		Headline	Download
2024/04/26		Global Equity Ratings	
2024/04/03		Global Equity Ratings	
2024/03/13		Global Equity Ratings	
2024/02/22		Global Equity Ratings	
2024/02/14		Global Equity Ratings	