

CISCO SYSTEMS INC. FUTURE (CSCF) - EUX/C10

2024/04/25 18:46:36

Price
48.9739 USD

Difference  -0.08% (-0.04)

General attributes

Symbol	CSCFC10
Exchange	Eurex
Currency	USD
Security type	Future
Underlying	CISCO SYSTEMS INC
Maturity	02-2025
Contract size	100

Market data

Bid (Bid size)	- USD (-)
Ask (Ask size)	- USD (-)
Open	48.9739 USD
High	48.9739 USD
Low	48.9739 USD
Close (prev. day)	49.0131 USD
Underlying	CISCO SYSTEMS INC
Underlying price (date)	48.10 (24/04/25)
Settlement price (date)	48.97 (24/04/25)
Open Interest	0

Performance and Risk

	6m	1Y	3Y
Perf (%)	-9.57%	+2.35%	-
Perf (abs.)	-5.18	+1.13	-
Beta	-	-	-
Volatility	23.93	21.11	-

Futures and Options

Related Futures	-
Related Options	-

5Y












Information about previous performance does not guarantee future performance.
Source: FactSet

Price data

Ø price 5 days Ø volume 5 days (pcs.)	49.1366 USD (0)
Ø price 30 days Ø volume 30 days (pcs.)	49.8090 USD (0)
Ø price 100 days Ø volume 100 days (pcs.)	50.4065 USD (0)
Ø price 250 days Ø volume 250 days (pcs.)	52.0974 USD (0)
YTD High date	53.4551 USD (2024/01/25)
YTD Low date	48.6181 USD (2024/04/17)
52 Weeks High date	59.3067 USD (2023/09/01)
52 Weeks Low date	46.3987 USD (2023/05/04)

Recent Research

on underlying	on sector	on market	
Date		Headline	Download
2024/04/03		Global Equity Ratings	
2024/03/13		Global Equity Ratings	
2024/02/22		Global Equity Ratings	
2024/02/14		Global Equity Ratings	
2024/01/23		Global Equity Ratings	