

CISCO SYSTEMS INC. FUTURE (CSCF) - EUX/C13

2024/04/16 18:52:23

Price
49.2502 USD

Difference  -1.56% (-0.78)

General attributes

| | |
|---------------|-------------------|
| Symbol | CSCFC13 |
| Exchange | Eurex |
| Currency | USD |
| Security type | Future |
| Underlying | CISCO SYSTEMS INC |
| Maturity | 04-2025 |
| Contract size | 100 |

Market data

| | |
|-------------------------|-------------------|
| Bid (Bid size) | - USD (-) |
| Ask (Ask size) | - USD (-) |
| Open | 49.2502 USD |
| High | 49.2502 USD |
| Low | 49.2502 USD |
| Close (prev. day) | 50.0312 USD |
| Underlying | CISCO SYSTEMS INC |
| Underlying price (date) | 47.92 (24/04/16) |
| Settlement price (date) | 49.25 (24/04/16) |
| Open Interest | 0 |

Performance and Risk

| | 6m | 1Y | 3Y |
|-------------|---------|--------|----|
| Perf (%) | -12.06% | -4.56% | - |
| Perf (abs.) | -6.75 | -2.35 | - |
| Beta | - | - | - |
| Volatility | 25.09 | 22.57 | - |

Futures and Options

| | |
|-----------------|---|
| Related Futures | - |
| Related Options | - |

5Y










Information about previous performance does not guarantee future performance.
Source: FactSet

Price data

| | |
|---|--------------------------|
| Ø price 5 days Ø volume 5 days (pcs.) | 49.9531 USD (0) |
| Ø price 30 days Ø volume 30 days (pcs.) | 50.3481 USD (0) |
| Ø price 100 days Ø volume 100 days (pcs.) | 50.6552 USD (0) |
| Ø price 250 days Ø volume 250 days (pcs.) | 52.3395 USD (0) |
| YTD High date | 53.6990 USD (2024/01/25) |
| YTD Low date | 49.0990 USD (2024/03/01) |
| 52 Weeks High date | 59.7129 USD (2023/09/01) |
| 52 Weeks Low date | 46.4782 USD (2023/05/04) |

Recent Research

| on underlying | on sector | on market | |
|---------------|---|-----------------------|---|
| Date | | Headline | Download |
| 2024/04/03 |  | Global Equity Ratings |  |
| 2024/03/13 |  | Global Equity Ratings |  |
| 2024/02/22 |  | Global Equity Ratings |  |
| 2024/02/14 |  | Global Equity Ratings |  |
| 2024/01/23 |  | Global Equity Ratings |  |