

DEUTSCHE BANK AG FUTURE (DBKI) - EUX/C12

2024/09/10 18:39:13

Price
14.2018 EUR

Difference  **-5.09% (-0.76)**

General attributes

Symbol	DBKIC12
Exchange	Eurex
Currency	EUR
Security type	Future
Underlying	DEUTSCHE BANK AG
Maturity	08-2025
Contract size	100

Market data

Bid (Bid size)	- EUR (-)
Ask (Ask size)	- EUR (-)
Open	14.2018 EUR
High	14.2018 EUR
Low	14.2018 EUR
Close (prev. day)	14.9642 EUR
Underlying	DEUTSCHE BANK AG
Underlying price (date)	14.292 (24/09/10)
Settlement price (date)	14.20 (24/09/10)
Open Interest	0

Performance and Risk

	6m	1Y	3Y
Perf (%)	+10.24%	+46.58%	-
Perf (abs.)	+1.32	+4.51	-
Beta	-	-	-
Volatility	39.95	31.88	-

Futures and Options

Related Futures	-
Related Options	-

5Y












Information about previous performance does not guarantee future performance.
Source: FactSet

Price data

Ø price 5 days Ø volume 5 days (pcs.)	14.6092 EUR (0)
Ø price 30 days Ø volume 30 days (pcs.)	13.9941 EUR (0)
Ø price 100 days Ø volume 100 days (pcs.)	14.5973 EUR (0)
Ø price 250 days Ø volume 250 days (pcs.)	12.7349 EUR (0)
YTD High date	16.8977 EUR (2024/04/25)
YTD Low date	11.6376 EUR (2024/02/09)
52 Weeks High date	16.8977 EUR (2024/04/25)
52 Weeks Low date	9.5490 EUR (2023/10/20)

Recent Research

on underlying	on sector	on market	
Date		Headline	Download
2024/09/05		Global Equity Ratings	
2024/08/12		Global Equity Ratings	
2024/07/24		Global Equity Ratings	
2024/07/12		Global Equity Ratings	
2024/06/21		Global Equity Ratings	