

DEUTSCHE BANK AG FUTURE (DBKI) - EUX/C12

2024/04/17 18:36:30

Price
14.6391 EUR

Difference  0.46% (0.07)

General attributes

Symbol	DBKIC12
Exchange	Eurex
Currency	EUR
Security type	Future
Underlying	DEUTSCHE BANK AG
Maturity	03-2025
Contract size	100

Market data

Bid (Bid size)	- EUR (-)
Ask (Ask size)	- EUR (-)
Open	14.6391 EUR
High	14.6391 EUR
Low	14.6391 EUR
Close (prev. day)	14.5724 EUR
Underlying	DEUTSCHE BANK AG
Underlying price (date)	14.764 (24/04/18)
Settlement price (date)	14.64 (24/04/17)
Open Interest	0

Performance and Risk

	6m	1Y	3Y
Perf (%)	+44.66%	+48.74%	-
Perf (abs.)	+4.52	+4.80	-
Beta	-	-	-
Volatility	25.49	25.73	-

Futures and Options

Related Futures	-
Related Options	-

5Y











Information about previous performance does not guarantee future performance.
Source: FactSet

Price data

Ø price 5 days Ø volume 5 days (pcs.)	14.7471 EUR (0)
Ø price 30 days Ø volume 30 days (pcs.)	14.1798 EUR (0)
Ø price 100 days Ø volume 100 days (pcs.)	12.7135 EUR (0)
Ø price 250 days Ø volume 250 days (pcs.)	11.1030 EUR (0)
YTD High date	15.1391 EUR (2024/04/04)
YTD Low date	11.6376 EUR (2024/02/09)
52 Weeks High date	15.1391 EUR (2024/04/04)
52 Weeks Low date	9.1496 EUR (2023/07/06)

Recent Research

on underlying	on sector	on market	
Date		Headline	Download
2024/04/03		Global Equity Ratings	
2024/03/13		Global Equity Ratings	
2024/02/22		Global Equity Ratings	
2024/02/14		Global Equity Ratings	
2024/01/23		Global Equity Ratings	