

UNICREDIT S.P.A. FUTURE (CR5J) - EUX/C10

2024/08/20 18:50:30

Price
34.6452 EUR

Difference  -2.43% (-0.86)

General attributes

Symbol	CR5JC10
Exchange	Eurex
Currency	EUR
Security type	Future
Underlying	UNICREDIT SPA
Maturity	06-2025
Contract size	100

Market data

Bid (Bid size)	- EUR (-)
Ask (Ask size)	- EUR (-)
Open	34.6452 EUR
High	34.6452 EUR
Low	34.6452 EUR
Close (prev. day)	35.5075 EUR
Underlying	UNICREDIT SPA
Underlying price (date)	35.98 (24/08/21)
Settlement price (date)	34.65 (24/08/20)
Open Interest	0

Performance and Risk

	6m	1Y	3Y
Perf (%)	+21.23%	+63.11%	-
Perf (abs.)	+6.07	+13.40	-
Beta	-	-	-
Volatility	34.99	30.35	-

Futures and Options

Related Futures	-
Related Options	-

5Y










Information about previous performance does not guarantee future performance.
Source: FactSet

Price data

Ø price 5 days Ø volume 5 days (pcs.)	34.5880 EUR (0)
Ø price 30 days Ø volume 30 days (pcs.)	35.1941 EUR (0)
Ø price 100 days Ø volume 100 days (pcs.)	34.6513 EUR (0)
Ø price 250 days Ø volume 250 days (pcs.)	27.6755 EUR (130)
YTD High date	38.1014 EUR (2024/07/24)
YTD Low date	23.9549 EUR (2024/01/03)
52 Weeks High date	38.1014 EUR (2024/07/24)
52 Weeks Low date	20.1512 EUR (2023/09/07)

Recent Research

on underlying	on sector	on market	
Date		Headline	Download
2024/08/12		Global Equity Ratings	
2024/07/24		Global Equity Ratings	
2024/07/12		Global Equity Ratings	
2024/06/21		Global Equity Ratings	
2024/06/14		Global Equity Ratings	