

# UNICREDIT S.P.A. FUTURE (CR5J) - EUX/C10

2024/07/26 18:35:05

**Price**  
**36.7946** EUR

**Difference**  **-0.59% (-0.22)**

### General attributes

Symbol	CR5JC10
Exchange	Eurex
Currency	EUR
Security type	Future
Underlying	UNICREDIT SPA
Maturity	05-2025
Contract size	100

### Market data

Bid (Bid size)	- EUR (-)
Ask (Ask size)	- EUR (-)
Open	36.7946 EUR
High	36.7946 EUR
Low	36.7946 EUR
Close (prev. day)	37.0147 EUR
Underlying	UNICREDIT SPA
Underlying price (date)	37.84 (24/07/26)
Settlement price (date)	36.79 (24/07/26)
Open Interest	0

### Performance and Risk

	6m	1Y	3Y
Perf (%)	+42.35%	+65.16%	-
Perf (abs.)	+10.95	+14.52	-
Beta	-	-	-
Volatility	31.09	29.31	-

### Futures and Options

Related Futures	-
Related Options	-

5Y











Information about previous performance does not guarantee future performance.  
Source: FactSet

### Price data

Ø price 5 days   Ø volume 5 days (pcs.)	37.5065 EUR (0)
Ø price 30 days   Ø volume 30 days (pcs.)	35.9695 EUR (0)
Ø price 100 days   Ø volume 100 days (pcs.)	33.8987 EUR (75)
Ø price 250 days   Ø volume 250 days (pcs.)	26.6484 EUR (130)
YTD High   date	38.1014 EUR (2024/07/24)
YTD Low   date	23.9549 EUR (2024/01/03)
52 Weeks High   date	38.1014 EUR (2024/07/24)
52 Weeks Low   date	20.1512 EUR (2023/09/07)

### Recent Research

on underlying	on sector	on market	
Date		Headline	Download
2024/07/24		Global Equity Ratings	
2024/07/12		Global Equity Ratings	
2024/06/21		Global Equity Ratings	
2024/06/14		Global Equity Ratings	
2024/05/29		Global Equity Ratings	