

UNICREDIT S.P.A. FUTURE (CR5J) - EUX/C10

2024/05/06 18:29:31

Price
35.0952 EUR

Difference  1.89% (0.65)

General attributes

Symbol	CR5JC10
Exchange	Eurex
Currency	EUR
Security type	Future
Underlying	UNICREDIT SPA
Maturity	02-2025
Contract size	100

Market data

Bid (Bid size)	- EUR (-)
Ask (Ask size)	- EUR (-)
Open	35.0952 EUR
High	35.0952 EUR
Low	35.0952 EUR
Close (prev. day)	34.4457 EUR
Underlying	UNICREDIT SPA
Underlying price (date)	35.995 (24/05/09)
Settlement price (date)	36.22 (24/05/09)
Open Interest	0

Performance and Risk

	6m	1Y	3Y
Perf (%)	+54.80%	+80.09%	-
Perf (abs.)	+12.42	+15.61	-
Beta	-	-	-
Volatility	24.26	26.93	-

Futures and Options

Related Futures	-
Related Options	-

5Y












Information about previous performance does not guarantee future performance.
Source: FactSet

Price data

Ø price 5 days Ø volume 5 days (pcs.)	34.9977 EUR (0)
Ø price 30 days Ø volume 30 days (pcs.)	33.9068 EUR (0)
Ø price 100 days Ø volume 100 days (pcs.)	29.0067 EUR (325)
Ø price 250 days Ø volume 250 days (pcs.)	24.6708 EUR (130)
YTD High date	35.8288 EUR (2024/04/26)
YTD Low date	23.9549 EUR (2024/01/03)
52 Weeks High date	35.8288 EUR (2024/04/26)
52 Weeks Low date	18.4615 EUR (2023/05/31)

Recent Research

on underlying	on sector	on market	
Date		Headline	Download
2024/04/26		Global Equity Ratings	
2024/04/03		Global Equity Ratings	
2024/03/13		Global Equity Ratings	
2024/02/22		Global Equity Ratings	
2024/02/14		Global Equity Ratings	