

# UNICREDIT S.P.A. FUTURE (CR5J) - EUX/C10

2024/04/19 18:41:40

Price  
**34.0387** EUR

Difference  0.91% (0.31)

### General attributes

Symbol	CR5JC10
Exchange	Eurex
Currency	EUR
Security type	Future
Underlying	UNICREDIT SPA
Maturity	02-2025
Contract size	100

### Market data

Bid (Bid size)	- EUR (-)
Ask (Ask size)	- EUR (-)
Open	34.0387 EUR
High	34.0387 EUR
Low	34.0387 EUR
Close (prev. day)	33.7319 EUR
Underlying	UNICREDIT SPA
Underlying price (date)	35.275 (24/04/19)
Settlement price (date)	34.04 (24/04/19)
Open Interest	0

### Performance and Risk

	6m	1Y	3Y
Perf (%)	+55.93%	+74.16%	-
Perf (abs.)	+12.21	+14.49	-
Beta	-	-	-
Volatility	23.73	27.78	-

### Futures and Options

Related Futures	-
Related Options	-












Information about previous performance does not guarantee future performance.  
Source: FactSet

### Price data

Ø price 5 days   Ø volume 5 days (pcs.)	33.2060 EUR (0)
Ø price 30 days   Ø volume 30 days (pcs.)	32.5111 EUR (250)
Ø price 100 days   Ø volume 100 days (pcs.)	27.9353 EUR (325)
Ø price 250 days   Ø volume 250 days (pcs.)	24.0286 EUR (130)
YTD High   date	34.3597 EUR (2024/04/03)
YTD Low   date	23.9549 EUR (2024/01/03)
52 Weeks High   date	34.3597 EUR (2024/04/03)
52 Weeks Low   date	18.1475 EUR (2023/05/02)

### Recent Research

on underlying	on sector	on market	
Date		Headline	Download
2024/04/03		Global Equity Ratings	
2024/03/13		Global Equity Ratings	
2024/02/22		Global Equity Ratings	
2024/02/14		Global Equity Ratings	
2024/01/23		Global Equity Ratings	