

UNICREDIT S.P.A. FUTURE (CR5J) - EUX/C11

2024/07/26 18:35:05

Price
36.9092 EUR

Difference  **-0.59% (-0.22)**

General attributes

Symbol	CR5JC11
Exchange	Eurex
Currency	EUR
Security type	Future
Underlying	UNICREDIT SPA
Maturity	06-2025
Contract size	100

Market data

Bid (Bid size)	- EUR (-)
Ask (Ask size)	- EUR (-)
Open	36.9092 EUR
High	36.9092 EUR
Low	36.9092 EUR
Close (prev. day)	37.1299 EUR
Underlying	UNICREDIT SPA
Underlying price (date)	37.84 (24/07/26)
Settlement price (date)	36.91 (24/07/26)
Open Interest	0

Performance and Risk

	6m	1Y	3Y
Perf (%)	+42.42%	+65.05%	-
Perf (abs.)	+10.99	+14.55	-
Beta	-	-	-
Volatility	31.88	29.61	-

Futures and Options

Related Futures	-
Related Options	-

5Y












Information about previous performance does not guarantee future performance.
Source: FactSet

Price data

Ø price 5 days Ø volume 5 days (pcs.)	37.6231 EUR (0)
Ø price 30 days Ø volume 30 days (pcs.)	35.7980 EUR (0)
Ø price 100 days Ø volume 100 days (pcs.)	33.8554 EUR (0)
Ø price 250 days Ø volume 250 days (pcs.)	26.5794 EUR (160)
YTD High date	38.2198 EUR (2024/07/24)
YTD Low date	24.0045 EUR (2024/01/03)
52 Weeks High date	38.2198 EUR (2024/07/24)
52 Weeks Low date	20.2103 EUR (2023/09/07)

Recent Research

on underlying	on sector	on market	
Date		Headline	Download
2024/07/24		Global Equity Ratings	
2024/07/12		Global Equity Ratings	
2024/06/21		Global Equity Ratings	
2024/06/14		Global Equity Ratings	
2024/05/29		Global Equity Ratings	