

# UNICREDIT S.P.A. FUTURE (CR5J) - EUX/C11

2024/04/26 18:31:04

Price  
**35.9167** EUR

Difference  2.03% (0.72)

### General attributes

Symbol	CR5JC11
Exchange	Eurex
Currency	EUR
Security type	Future
Underlying	UNICREDIT SPA
Maturity	03-2025
Contract size	100

### Market data

Bid (Bid size)	- EUR (-)
Ask (Ask size)	- EUR (-)
Open	35.9167 EUR
High	35.9167 EUR
Low	35.9167 EUR
Close (prev. day)	35.201 EUR
Underlying	UNICREDIT SPA
Underlying price (date)	35.48 (24/04/26)
Settlement price (date)	35.92 (24/04/26)
Open Interest	0

### Performance and Risk

	6m	1Y	3Y
Perf (%)	+62.00%	+93.07%	-
Perf (abs.)	+13.75	+17.31	-
Beta	-	-	-
Volatility	23.83	27.46	-

### Futures and Options

Related Futures	-
Related Options	-

5Y











Information about previous performance does not guarantee future performance.  
Source: FactSet

### Price data

Ø price 5 days   Ø volume 5 days (pcs.)	35.3650 EUR (0)
Ø price 30 days   Ø volume 30 days (pcs.)	33.4811 EUR (0)
Ø price 100 days   Ø volume 100 days (pcs.)	28.5577 EUR (400)
Ø price 250 days   Ø volume 250 days (pcs.)	24.3368 EUR (160)
YTD High   date	35.9167 EUR (2024/04/26)
YTD Low   date	24.0045 EUR (2024/01/03)
52 Weeks High   date	35.9167 EUR (2024/04/26)
52 Weeks Low   date	18.1984 EUR (2023/05/02)

### Recent Research

on underlying	on sector	on market	
Date		Headline	Download
2024/04/26		Global Equity Ratings	
2024/04/03		Global Equity Ratings	
2024/03/13		Global Equity Ratings	
2024/02/22		Global Equity Ratings	
2024/02/14		Global Equity Ratings	