

COSMO PHARMACEUTICALS N.V. FUTURE (CPHF) - EUX/C12

2024/08/22 18:35:13

Price
78.6451 CHF

Difference  1.70% (1.32)

General attributes

Symbol	CPHFC12
Exchange	Eurex
Currency	CHF
Security type	Future
Underlying	COSMO PHARMACEUTICALS NV
Maturity	08-2025
Contract size	100

Market data

Bid (Bid size)	- CHF (-)
Ask (Ask size)	- CHF (-)
Open	78.6451 CHF
High	78.6451 CHF
Low	78.6451 CHF
Close (prev. day)	77.3286 CHF
Underlying	COSMO PHARMACEUTICALS NV
Underlying price (date)	79.70 (24/08/22)
Settlement price (date)	78.65 (24/08/22)
Open Interest	0

Performance and Risk

	6m	1Y	3Y
Perf (%)	+18.94%	+80.69%	-
Perf (abs.)	+12.32	+34.53	-
Beta	-	-	-
Volatility	30.77	32.93	-

Futures and Options

Related Futures	-
Related Options	-

5Y












Information about previous performance does not guarantee future performance.
Source: FactSet

Price data

Ø price 5 days Ø volume 5 days (pcs.)	77.3246 CHF (0)
Ø price 30 days Ø volume 30 days (pcs.)	72.1637 CHF (0)
Ø price 100 days Ø volume 100 days (pcs.)	71.2388 CHF (0)
Ø price 250 days Ø volume 250 days (pcs.)	56.1300 CHF (0)
YTD High date	77.5162 CHF (2024/08/16)
YTD Low date	50.7509 CHF (2024/01/02)
52 Weeks High date	77.5162 CHF (2024/08/16)
52 Weeks Low date	33.5235 CHF (2023/10/27)

Recent Research

on sector		on market	
Date		Headline	Download
2024/08/12		Global Equity Ratings	
2024/07/24		Global Equity Ratings	
2024/07/12		Global Equity Ratings	
2024/06/21		Global Equity Ratings	
2024/06/14		Global Equity Ratings	