

COSTCO WHOLESALE CORP. FUTURE (COSF) - EUX/C12

2024/09/18 18:40:28

Price
926.6932 USDDifference  -0.86% (-8.00)

General attributes

Symbol	COSFC12
Exchange	Eurex
Currency	USD
Security type	Future
Underlying	COSTCO WHOLESALE
Maturity	08-2025
Contract size	100

Market data

Bid (Bid size)	- USD (-)
Ask (Ask size)	- USD (-)
Open	926.6932 USD
High	926.6932 USD
Low	926.6932 USD
Close (prev. day)	934.6971 USD
Underlying	COSTCO WHOLESALE
Underlying price (date)	892.52 (24/09/18)
Settlement price (date)	926.69 (24/09/18)
Open Interest	0

Performance and Risk

	6m	1Y	3Y
Perf (%)	+20.70%	+56.66%	-
Perf (abs.)	+158.95	+335.17	-
Beta	-	-	-
Volatility	29.34	24.19	-

Futures and Options

Related Futures	-
Related Options	-












5Y

Information about previous performance does not guarantee future performance.
Source: FactSet

Price data

Ø price 5 days Ø volume 5 days (pcs.)	938.1769 USD (0)
Ø price 30 days Ø volume 30 days (pcs.)	916.8419 USD (0)
Ø price 100 days Ø volume 100 days (pcs.)	893.8661 USD (0)
Ø price 250 days Ø volume 250 days (pcs.)	749.7184 USD (0)
YTD High date	950.8486 USD (2024/09/13)
YTD Low date	674.0718 USD (2024/01/04)
52 Weeks High date	950.8486 USD (2024/09/13)
52 Weeks Low date	571.3362 USD (2023/10/27)

Recent Research

on sector		on market	
Date		Headline	Download
2024/09/11		Global Equity Ratings	
2024/09/05		Global Equity Ratings	
2024/08/12		Global Equity Ratings	
2024/07/24		Global Equity Ratings	
2024/07/12		Global Equity Ratings	