

# COSTCO WHOLESALE CORP. FUTURE (COSF) - EUX/C12

2024/04/19 18:41:40

Price  
**736.4958** USD

Difference  -1.58% (-11.79)

### General attributes

Symbol	COSFC12
Exchange	Eurex
Currency	USD
Security type	Future
Underlying	COSTCO WHOLESALE CORP
Maturity	04-2025
Contract size	100

### Market data

Bid (Bid size)	- USD (-)
Ask (Ask size)	- USD (-)
Open	736.4958 USD
High	736.4958 USD
Low	736.4958 USD
Close (prev. day)	748.282 USD
Underlying	COSTCO WHOLESALE CORP
Underlying price (date)	709.51 (24/04/19)
Settlement price (date)	739.26 (24/04/19)
Open Interest	0

### Performance and Risk

	6m	1Y	3Y
Perf (%)	+23.01%	+42.34%	-
Perf (abs.)	+137.76	+219.08	-
Beta	-	-	-
Volatility	20.02	17.92	-

### Futures and Options

Related Futures	-
Related Options	-

5Y








Information about previous performance does not guarantee future performance.  
Source: FactSet

### Price data

Ø price 5 days   Ø volume 5 days (pcs.)	749.9411 USD (0)
Ø price 30 days   Ø volume 30 days (pcs.)	760.2009 USD (0)
Ø price 100 days   Ø volume 100 days (pcs.)	726.3065 USD (0)
Ø price 250 days   Ø volume 250 days (pcs.)	632.1095 USD (0)
YTD High   date	817.7597 USD (2024/03/07)
YTD Low   date	674.0718 USD (2024/01/04)
52 Weeks High   date	817.7597 USD (2024/03/07)
52 Weeks Low   date	503.2396 USD (2023/05/24)

### Recent Research

on sector		on market	
Date		Headline	Download
2024/04/03		Global Equity Ratings	
2024/03/13		Global Equity Ratings	
2024/02/22		Global Equity Ratings	
2024/02/14		Global Equity Ratings	
2024/01/23		Global Equity Ratings	