

CONTINENTAL AG FUTURE (CONI) - EUX/C12

2024/06/21 19:17:02

Price
55.5771 EURDifference  0.52% (0.29)

General attributes

Symbol	CONIC12
Exchange	Eurex
Currency	EUR
Security type	Future
Underlying	CONTINENTAL AG
Maturity	06-2025
Contract size	100

Market data

Bid (Bid size)	- EUR (-)
Ask (Ask size)	- EUR (-)
Open	55.5771 EUR
High	55.5771 EUR
Low	55.5771 EUR
Close (prev. day)	55.288 EUR
Underlying	CONTINENTAL AG
Underlying price (date)	58.60 (24/07/11)
Settlement price (date)	59.72 (24/07/10)
Open Interest	0

Performance and Risk

	6m	1Y	3Y
Perf (%)	-20.69%	-13.15%	-
Perf (abs.)	-15.58	-9.04	-
Beta	-	-	-
Volatility	38.98	31.69	-

Futures and Options

Related Futures	-
Related Options	-











Information about previous performance does not guarantee future performance.
Source: FactSet

Price data

Ø price 5 days Ø volume 5 days (pcs.)	60.5482 EUR (0)
Ø price 30 days Ø volume 30 days (pcs.)	57.7185 EUR (0)
Ø price 100 days Ø volume 100 days (pcs.)	66.7303 EUR (0)
Ø price 250 days Ø volume 250 days (pcs.)	69.5747 EUR (0)
YTD High date	78.7343 EUR (2024/01/02)
YTD Low date	55.0138 EUR (2024/06/18)
52 Weeks High date	78.7343 EUR (2024/01/02)
52 Weeks Low date	55.0138 EUR (2024/06/18)

Recent Research

on underlying	on sector	on market	
Date		Headline	Download
2022/05/04		Global Equity Ratings	
2022/04/27		Global Equity Ratings	
2022/04/14		Global Equity Ratings	
2022/03/29		Global Equity Ratings	
2022/03/10		Global Equity Ratings	