


CONTINENTAL AG FUTURE (CONI) - EUX/C12

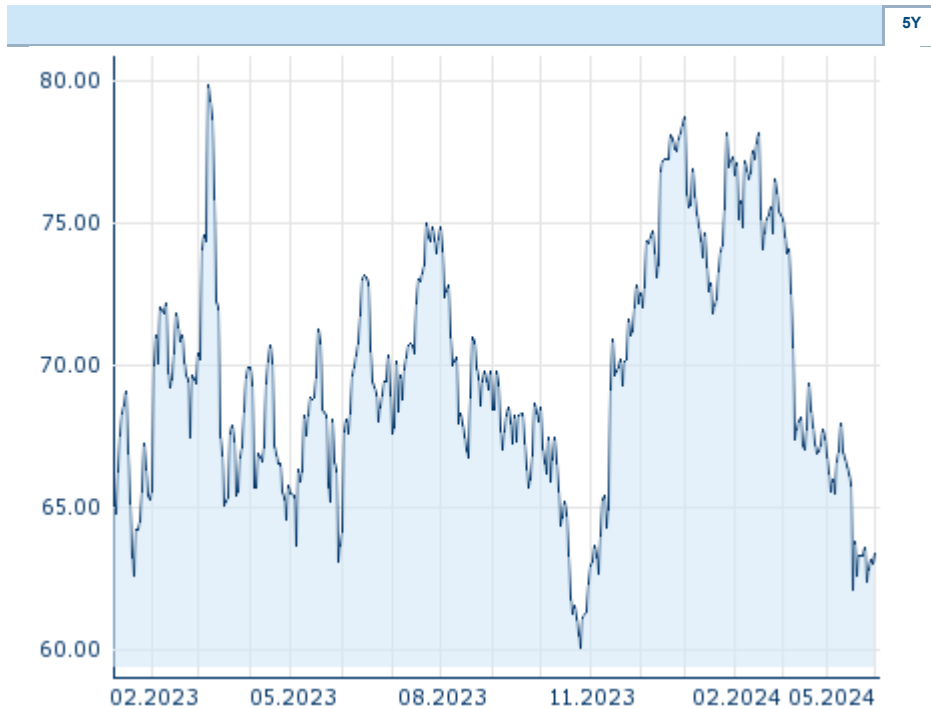
--
Price
-
Difference  - (-)

General attributes	
Symbol	CONIC12
Exchange	Eurex
Currency	-
Security type	Future
Underlying	CONTINENTAL AG
Maturity	04-2025
Contract size	100

Market data	
Bid (Bid size)	-- (-)
Ask (Ask size)	-- (-)
Open	-
High	-
Low	-
Close (prev. day)	-
Underlying	CONTINENTAL AG
Underlying price (date)	-- (-)
Settlement price (date)	63.38 (24/05/02)
Open Interest	0

Performance and Risk			
	6m	1Y	3Y
Perf (%)	+0.48%	-3.19%	-
Perf (abs.)	+0.30	-2.09	-
Beta	-	-	-
Volatility	26.32	27.43	-


Futures and Options	
Related Futures	-
Related Options	-



Information about previous performance does not guarantee future performance.
Source: FactSet

Price data	
Ø price 5 days Ø volume 5 days (pcs.)	63.10 - (0)
Ø price 30 days Ø volume 30 days (pcs.)	65.38 - (0)
Ø price 100 days Ø volume 100 days (pcs.)	72.02 - (0)
Ø price 250 days Ø volume 250 days (pcs.)	69.97 - (0)
YTD High date	78.73 - (2024/01/02)
YTD Low date	62.12 - (2024/04/17)
52 Weeks High date	78.73 - (2024/01/02)
52 Weeks Low date	60.06 - (2023/10/26)

Recent Research

on underlying	on sector	on market	
Date		Headline	Download
2022/05/04		Global Equity Ratings	
2022/04/27		Global Equity Ratings	
2022/04/14		Global Equity Ratings	
2022/03/29		Global Equity Ratings	
2022/03/10		Global Equity Ratings	