

COSTCO WHOLESALE CORP. FUTURE (COSF) - EUX/C13

2024/05/03 18:32:46

Price
776.8924 USDDifference  1.31% (10.07)

General attributes

Symbol	COSFC13
Exchange	Eurex
Currency	USD
Security type	Future
Underlying	COSTCO WHOLESALE CORP
Maturity	05-2025
Contract size	100

Market data

Bid (Bid size)	- USD (-)
Ask (Ask size)	- USD (-)
Open	776.8924 USD
High	776.8924 USD
Low	776.8924 USD
Close (prev. day)	766.8185 USD
Underlying	COSTCO WHOLESALE CORP
Underlying price (date)	743.90 (24/05/03)
Settlement price (date)	776.89 (24/05/03)
Open Interest	0

Performance and Risk

	6m	1Y	3Y
Perf (%)	+32.39%	+50.21%	-
Perf (abs.)	+190.07	+259.68	-
Beta	-	-	-
Volatility	25.39	21.10	-

Futures and Options

Related Futures	-
Related Options	-

5Y












Information about previous performance does not guarantee future performance.
Source: FactSet

Price data

Ø price 5 days Ø volume 5 days (pcs.)	765.2120 USD (0)
Ø price 30 days Ø volume 30 days (pcs.)	759.9097 USD (0)
Ø price 100 days Ø volume 100 days (pcs.)	741.6822 USD (0)
Ø price 250 days Ø volume 250 days (pcs.)	643.5827 USD (0)
YTD High date	820.6133 USD (2024/03/07)
YTD Low date	676.3237 USD (2024/01/04)
52 Weeks High date	820.6133 USD (2024/03/07)
52 Weeks Low date	505.4281 USD (2023/05/24)

Recent Research

on sector		on market	
Date		Headline	Download
2024/04/26		Global Equity Ratings	
2024/04/03		Global Equity Ratings	
2024/03/13		Global Equity Ratings	
2024/02/22		Global Equity Ratings	
2024/02/14		Global Equity Ratings	