

COSTCO WHOLESALE CORP. FUTURE (COSF) - EUX/C13

2024/04/25 18:46:36

Price
756.9513 USDDifference  -0.35% (-2.69)

General attributes

Symbol	COSFC13
Exchange	Eurex
Currency	USD
Security type	Future
Underlying	COSTCO WHOLESALE CORP
Maturity	05-2025
Contract size	100

Market data

Bid (Bid size)	- USD (-)
Ask (Ask size)	- USD (-)
Open	756.9513 USD
High	756.9513 USD
Low	756.9513 USD
Close (prev. day)	759.6377 USD
Underlying	COSTCO WHOLESALE CORP
Underlying price (date)	721.86 (24/04/25)
Settlement price (date)	756.95 (24/04/25)
Open Interest	0

Performance and Risk

	6m	1Y	3Y
Perf (%)	+30.00%	+41.95%	-
Perf (abs.)	+174.66	+223.68	-
Beta	-	-	-
Volatility	25.15	21.17	-

Futures and Options

Related Futures	-
Related Options	-

5Y












Information about previous performance does not guarantee future performance.
Source: FactSet

Price data

Ø price 5 days Ø volume 5 days (pcs.)	755.5897 USD (0)
Ø price 30 days Ø volume 30 days (pcs.)	761.1682 USD (0)
Ø price 100 days Ø volume 100 days (pcs.)	735.0574 USD (0)
Ø price 250 days Ø volume 250 days (pcs.)	638.7032 USD (0)
YTD High date	820.6133 USD (2024/03/07)
YTD Low date	676.3237 USD (2024/01/04)
52 Weeks High date	820.6133 USD (2024/03/07)
52 Weeks Low date	505.4281 USD (2023/05/24)

Recent Research

on sector		on market	
Date		Headline	Download
2024/04/03		Global Equity Ratings	
2024/03/13		Global Equity Ratings	
2024/02/22		Global Equity Ratings	
2024/02/14		Global Equity Ratings	
2024/01/23		Global Equity Ratings	