

COSTCO WHOLESALE CORP. FUTURE (COSF) - EUX/C13

2023/06/01 18:50:12

Price
532.1682 USDDifference  -1.29% (-6.93)

General attributes

Symbol	COSFC13
Exchange	Eurex
Currency	USD
Security type	Future
Underlying	COSTCO WHOLESALE CORP
Maturity	06-2024
Contract size	100

Market data

Bid (Bid size)	- USD (-)
Ask (Ask size)	- USD (-)
Open	532.1682 USD
High	532.1682 USD
Low	532.1682 USD
Close (prev. day)	539.0979 USD
Underlying	COSTCO WHOLESALE CORP
Underlying price (date)	512.60 (23/06/01)
Settlement price (date)	532.17 (23/06/01)
Open Interest	0

Performance and Risk

	6m	1Y	3Y
Perf (%)	-	-	-
Perf (abs.)	-	-	-
Beta	-	-	-
Volatility	25.94	25.94	25.94

Futures and Options

Related Futures	-
Related Options	-











5Y

Information about previous performance does not guarantee future performance.
Source: FactSet

Price data

Ø price 5 days Ø volume 5 days (pcs.)	526.0579 USD (0)
Ø price 30 days Ø volume 30 days (pcs.)	521.7902 USD (0)
Ø price 100 days Ø volume 100 days (pcs.)	517.7380 USD (0)
Ø price 250 days Ø volume 250 days (pcs.)	- USD (0)
YTD High date	547.8409 USD (2023/02/02)
YTD Low date	488.9941 USD (2023/01/19)
52 Weeks High date	547.8409 USD (2023/02/02)
52 Weeks Low date	488.9941 USD (2023/01/19)

Recent Research

on sector		on market	
Date		Headline	Download
2023/06/01		Global Equity Ratings	
2023/05/24		Global Equity Ratings	
2023/05/03		Global Equity Ratings	
2023/04/25		Global Equity Ratings	
2023/03/28		Global Equity Ratings	